



THIRD
COAST[®]
BANK SSB

My 360 View

ONLINE FINANCIAL MANAGEMENT TOOL

Discover the features of My 360 View with this Online Financial Management User Guide.




Dashboard


1. Account aggregation- add & update accounts (including external accounts), edit/delete accounts
2. Transaction feed- tagged transactions, split tagging, advanced search, and export transactions
3. Widgets-visual snapshot of what's important to the user (customizable)


The dashboard features a top navigation bar with links for Dashboard, Budget, Cashflow, Goals, Net Worth, Retirement, and Alerts. A 'Logout' button and a 'HELP' link are in the top right. On the left, there are 'ADD' and 'UPDATE' buttons and a callout box stating 'You can add accounts from other financial institutions!'. Below this is a 'Show more information' link and a list of account categories with their balances: CASH (\$8,985.99), Checking (\$4,785.99), Savings (\$4,200.00), CREDIT CARDS (\$6,784.98), Visa Platinum (\$6,784.98), DEBTS (\$21,982.78), Auto Loan (\$21,982.78), INVESTMENTS (\$67,074.85), and 401(k) (\$67,074.85). An 'Edit Accounts' link is at the bottom of this list. The main area shows a transaction feed for 'Thursday, May 18, 2017' and 'Wednesday, May 17, 2017'. Transactions include Starbucks, Check #125, Vonage, GameStop, and Dave's Auto Repair, each with a category tag and amount. A search bar and 'EXPORT TRANSACTIONS' button are at the top of the feed. On the right, there are two widgets: 'Total Budget' showing progress for Transportation, Utilities, Groceries, Diningout, and Entertainment, and 'Goals' showing progress for 'Save for a Vacation' and 'Payoff Auto Loan'.


Add an Account


Choose from the following financial institutions or search by name below.




















What is the name of your financial institution?

For adding an account select from one of the eight defaults or search the database.

User will be prompted to enter online credentials for that account and connect to the PFM.

Tagging Transactions

1. Click on a transaction to create a custom tag and apply it to similar transactions. To remove the default transaction, simply click on the "x" next to the tag. For example, the Starbucks transaction, has been changed to Coffee.
2. Split tagging allows the user to get specific and use multiple tags for one transaction. For example, in the Buy.com transaction, the user can change the tags to Personal & Business. Once complete, the transaction will display with a green tag.

		Advanced	SEARCH
Thursday, May 18, 2017			
		EXPORT TRANSACTIONS	
Check #125	Personal		-\$200.00
Checking			
Starbucks	Diningout		-\$6.83
Checking			
Vonage	Utilities		-\$10.95
Checking			
GameStop	Entertainment		-\$5.99
Visa Platinum			
Dave's Auto Repair	Transportation		-\$262.47
Visa Platinum			
Wednesday, May 17, 2017			
Check #123	Transportation		-\$25.00
Checking			
Starbucks	Diningout		-\$6.83
Checking			
Borders Books	Entertainment		-\$21.21
Visa Platinum			
Bed Bath & Beyond	Household		-\$6.20
Visa Platinum			
Tuesday, May 16, 2017			
Buy.com	Split	Show split	-\$48.63
Checking			
Starbucks	Diningout		-\$6.83
Visa Platinum			
Company Payroll	Income		\$2,809.85
Visa Platinum			

Custom Tagging

Starbucks \$6.83

Appears as **Starbucks** on your Checking statement on **May 18, 2017**

Tag

Use one **regular tag** for the full value or **split tags** to apportion the amount.

Coffee x USE SPLIT TAGS

Create a Rule

Apply this tag and title to all similar transactions

All STARBUCKS transactions in any account will be named Starbucks and tagged Coffee.
 Only this transaction will be visibly changed right away. To see the effects of the rule on other applicable transactions, you must refresh the page.

SAVE TRANSACTION Cancel Delete this transaction

Split Tagging

Buy.com \$48.63

Appears as **Buy.com** on your Checking statement on **May 16, 2017**

Split Tags

Use one **regular tag** for the full value or **split tags** to apportion the amount.

Tag	Value
<input type="text"/>	\$ <input type="text"/>
<input type="text"/>	\$ <input type="text"/>

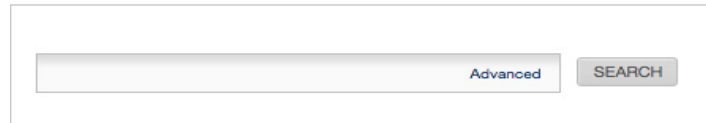
Split tags are applied to this transaction only.

\$48.63 to allocate

SAVE TRANSACTION Cancel Delete this transaction

Transaction Search

Using the search tool allows the user to find transactions based on specific words, tags, or amounts. For example, the tag Dining Out was used to search transaction history. :



Search Results

We found 30 transactions YOU SEARCHED FOR TRANSACTIONS

Credits	+ \$2,809.85	Posted during:	May, 2017
Debits	- \$2,755.59	From these accounts:	All Accounts
Total	\$54.26		

« April, 2017 | June, 2017 »

Thursday, May 18, 2017

GameStop Visa Platinum	Entertainment	- \$5.99
Dave's Auto Repair Visa Platinum	Transportation	- \$262.47
Check #125 Checking	Personal	- \$200.00
Starbucks Checking	Diningout	- \$6.83
Vonage Checking	Utilities	- \$10.95

Wednesday, May 17, 2017

Borders Books Visa Platinum	Entertainment	- \$21.21
Bed Bath & Beyond Visa Platinum	Household	- \$6.20
Check #123 Checking	Transportation	- \$25.00
Starbucks Checking	Diningout	- \$6.83

Tuesday, May 16, 2017

Starbucks Visa Platinum	Diningout	- \$6.83
----------------------------	-----------	----------

Find transactions

With the word or phrase:

Tagged with:

Find untagged only

With an amount:

less than

Posted during:

Within the last:

From these accounts:

Select: All | None

Checking

Savings

« April, 2017 | June, 2017 »

Thursday, May 18, 2017

Starbucks American Express	Diningout	- \$6.83
-------------------------------	-----------	----------

Wednesday, May 17, 2017

Starbucks American Express	Diningout	- \$6.83
-------------------------------	-----------	----------

Tuesday, May 16, 2017

Starbucks Ultimate Checking	Diningout	- \$6.83
--------------------------------	-----------	----------

Monday, May 15, 2017

Starbucks American Express	Diningout	- \$6.83
-------------------------------	-----------	----------

Sunday, May 14, 2017

Starbucks American Express	Diningout	- \$6.83
-------------------------------	-----------	----------

Saturday, May 13, 2017

Starbucks American Express	Diningout	- \$6.83
California Pizza Kitchen Ultimate Checking	Diningout	- \$35.45

Monday, May 08, 2017

McDonalds Ultimate Checking	Diningout	- \$4.22
--------------------------------	-----------	----------

Tuesday, May 02, 2017

Dominos Pizza Ultimate Checking	Diningout	- \$12.01
------------------------------------	-----------	-----------

Find transactions

With the word or phrase:

Tagged with:

Find untagged only

With an amount:

less than

Posted during:

Within the last:

From these accounts:

Select: All | None

houston

401(k) Fidelity

Complete Savings

American Express

Ultimate Checking

SEARCH

Total Budget \$819/\$1,650

05/18

Transportation	\$287/\$250
Utilities	\$218/\$300
Groceries	\$185/\$500
Diningout	\$92/\$400
Entertainment	\$37/\$200

GO TO BUDGET

Expenses

Total (last 30 days): \$3,422

CUSTOMIZE WIDGETS

Widgets

Seen on the right side of the dashboard and customizable the user can select several types:

Bills: View upcoming bills and paid bills.

Cash Flow Calendar: Monthly view of income and bills.

Expenses: Pie chart of top categories over last 30 days.

Budget: Summary of spending targets and monthly target.

Goals: Snapshot of goals and progress.

Upcoming Income: Sources of income by date.

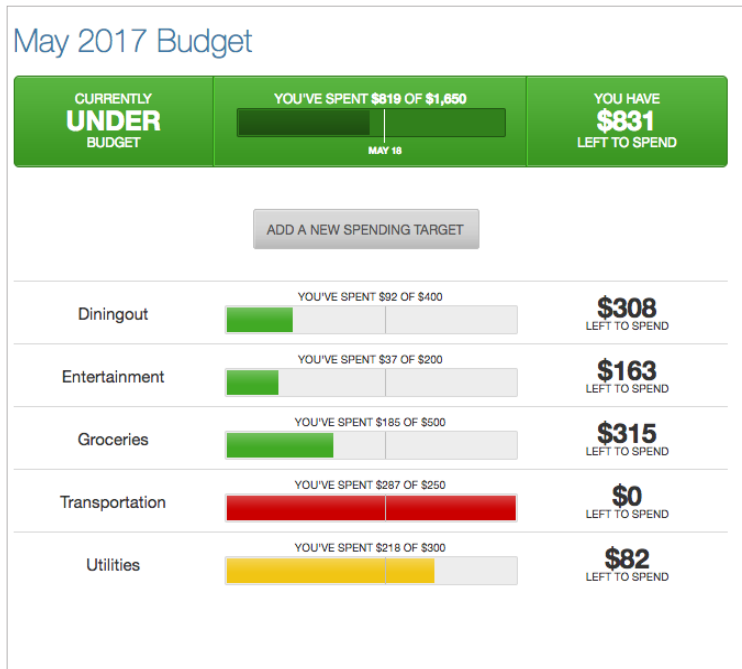
Net Worth: Current net worth and previous month change.

Click on customize widgets to add more from the drop-down menu.

To remove widget's, click the "x" in the right-hand corner.

Budget

Spending targets allow the user to create budgets based on tags important to them.



The large bar on the top of the screen symbolizes the total amount of money for budgeting.

Further down on the screen shows progress for the month broken down by each spending target.

Add a Spending Target

A spending target lets you track variable expenses, like shopping or dining out. We'll even let you know when you're getting close to your target amount with a friendly text message or email!

What tag(s) would you like to track?

LAST MONTH'S TOP TAGS
transportation \$911 | groceries \$373
personal \$285 | entertainment \$208
diningout \$196 | clothing \$178 | utilities \$58

What will you call this spending target?

WHERE DOES THE TITLE APPEAR?
Your spending target will be displayed by its title on the site.

Set a monthly limit

Which accounts should be considered?

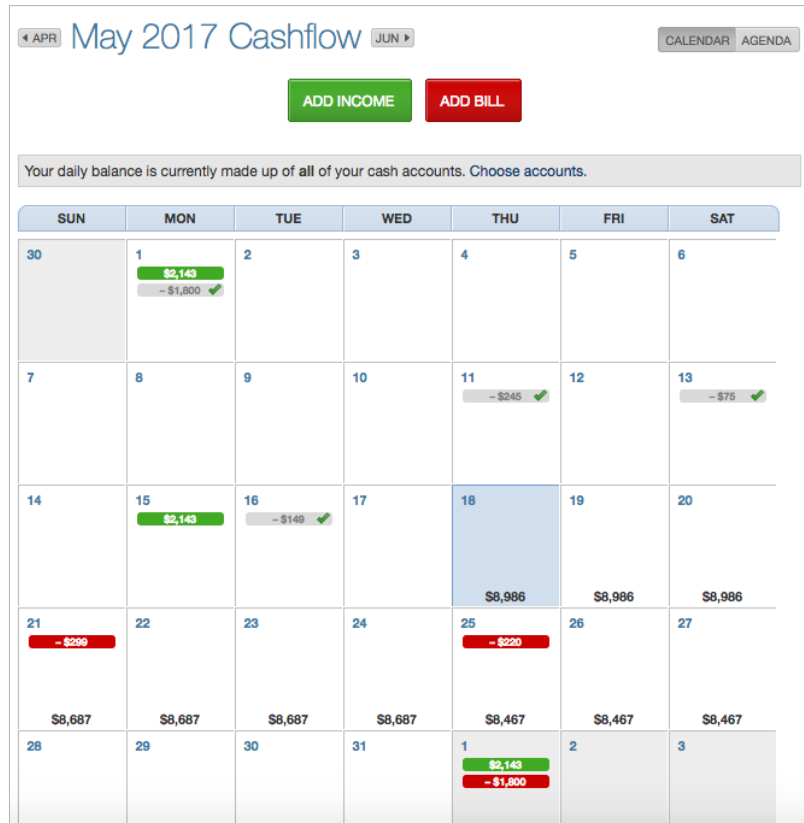
Tagged transactions in the selected accounts will count towards your spending target.

- Checking
- Savings
- Visa Platinum
- Auto Loan

Enter the tags for the budget to track; include a name for the spending target and a monthly limit.

Cash Flow

Add bills and incomes on a recurring or non-recurring basis to more accurately depict available funds day to day.



Add Income

What will you call this income? FOR EXAMPLE
 Company Paycheck, Tips, Disbursements, Social Security

How much do you get paid?
 \$

How often do you get paid?
 Monthly
 With a start date of

Dashboard
 Show on the dashboard

ADD INCOME Cancel

Add a Bill

What will you call this bill? COMMON BILLS
 Mortgage/Rent, Cable, Internet, Electricity, Utilities, Insurance

How much is this bill?
 \$

When is it due?
 Monthly
 With a start date of

Alerts Dashboard
 Send me emails about this Show on the dashboard
 Where should email alerts be sent?
 email@example.com


ADD BILL Cancel

Goals



Create savings or payoff objectives. The goals are customizable by type, savings amount, and the user can see the current progress. This summary includes an overview of goals, how much needed to save to complete them, and which accounts they are attached to.

[ADD A GOAL](#)













401(k) Fidelity Save **\$70** per month to complete

	Save for Retirement	01/13/2017 TODAY	01/31/2027	\$11,580.15 OF \$20,000.00	⚙️ ✕
---	----------------------------	---------------------	------------	--------------------------------------	------

Complete Savings Save **\$650** per month to complete

	Save for a Vacation	05/11/2017 TODAY	06/30/2018	\$420.00 OF \$4,000.00	⚙️ ✕
	Save for a Car	05/18/2017 TODAY	05/18/2018	\$290.00 OF \$5,000.00	⚙️ ✕

You've kept **\$500.00** unallocated in your account. [Edit amount](#)

 Pay off a Credit Card	 Pay off Loans	 Save for a House	 Save for a Car
 Save for College	 Create a Cushion	 Save for Retirement	 Save for a Baby
 Save for a Vacation	 Save for a Wedding	 Custom Payoff Goal	 Custom Savings Goal

Select an image from the library that corresponds to the goal.

Add a Payoff Goal

1. Name and Image

Give your goal a name

What image would you like to use?



CHOOSE FROM OUR LIBRARY

2. Account(s)

Which account(s) are you paying off?

houston

3. Completion (Choose one)

When do you want to complete this?

OR

How much can you pay each month?

How much do I have available to spend?

4. Notifications

Alerts

Send me text messages about this

Send me emails about this

Dashboard

Show on the dashboard

Create a custom name to make the goal specific, enter account to be considered, completion date or monthly amount.

Your Goal Summary

You're creating the goal: **Pay off a Credit Card**



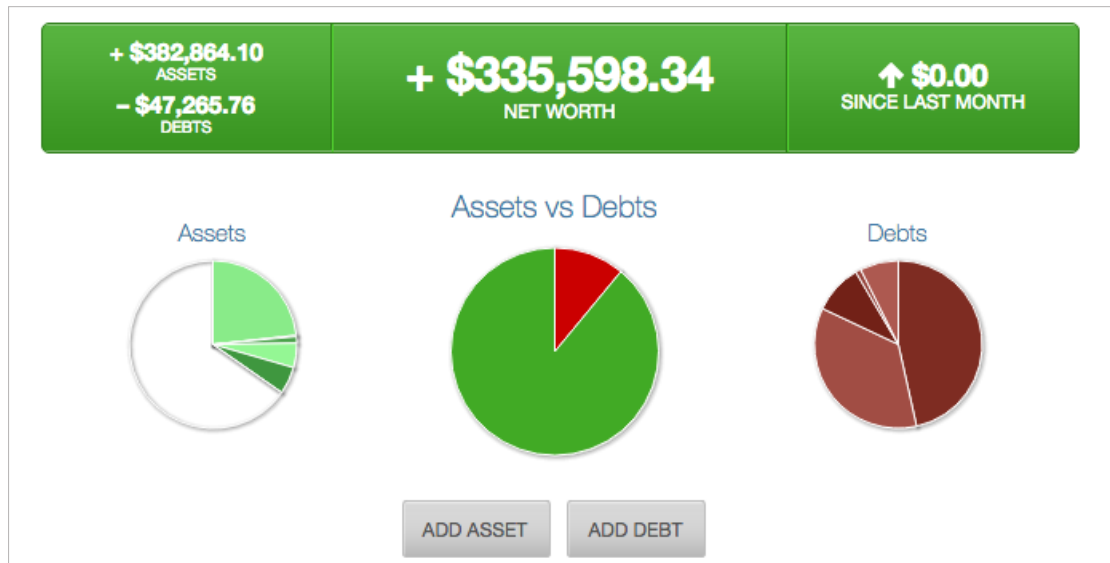
You're paying off **\$16,784.98** from **American Express**.

To complete this goal by **12/27/2019** you'll need to pay **\$524.53** per month.

Once all the information is entered the user will get a goal summary.

Net Worth

Monitor current assets and debts. The PFM automatically calculates net worth daily based on the accounts that have been added.



Assets		
401(k) Fidelity	<input checked="" type="checkbox"/> Include in net worth calculation	\$89,078.11
Complete Savings	<input checked="" type="checkbox"/> Include in net worth calculation	\$1,000.00
Ultimate Checking	<input checked="" type="checkbox"/> Include in net worth calculation	\$4,785.99
Money Market	<input checked="" type="checkbox"/> Include in net worth calculation	\$18,000.00
emergency savings	<input checked="" type="checkbox"/> Include in net worth calculation	\$20,000.00
House value	<input checked="" type="checkbox"/> Include in net worth calculation	\$250,000.00
Debts		
houston	<input checked="" type="checkbox"/> Include in net worth calculation	\$21,982.78
American Express	<input checked="" type="checkbox"/> Include in net worth calculation	\$16,784.98
Owe Parents	<input checked="" type="checkbox"/> Include in net worth calculation	\$4,500.00
Personal Loan	<input checked="" type="checkbox"/> Include in net worth calculation	\$500.00
CHASE	<input checked="" type="checkbox"/> Include in net worth calculation	\$3,498.00

All accounts included in the PFM are automatically used in the net worth calculation.

Users have the option to exclude any of their accounts from the calculation.

Manually added assets and debts, cannot be excluded from the calculation without deleting.

Alerts

Create customized alerts based on activity in the PFM. There are 6 different alert types to choose from. These alerts will always show on the top of the Dashboard, but the user can opt to receive text or e-mail alerts.

















ADD AN ALERT

Alerts can notify you about account balances, budget status, and more!

Set Up Your Money Manager Alerts

Email alerts should be sent to:

SAVE

Current alerts		
Goal Alert	Notify me when my Save for a House goal is 80% of the way there.	  
Goal Alert	Notify me when my Save for Retirement goal is 80% of the way there.	  
Merchant Name Alert	Notify me of a transaction matching Home Depot .	 
Merchant Name Alert	Notify me of a transaction matching Lowes .	 
Spending Target Alert	Notify me when my Transportation exceeds 80% .	  
Spending Target Alert	Notify me when my Household exceeds 80% .	  

Account balance: Lets the user know when the balance of specified account falls below a certain amount.

Spending target: Notifies user when they spent a certain percentage of spending target(s).

Goal progress: Notified when a certain threshold is met towards a specified goal.

Bill reminder: Number of days before a bill is due.

Large transaction: Any transaction comes through that is over a certain amount.

Merchant name: A transaction is posted from a specified store.